

GIVE TO GO GREEN



You give.

We match.

Double your impact.



GIVE TO GO GREEN

Contents

3	Project Overview
4	What is Match-Funding?
5	What is Targeted Campaign?
6	What is Digital Giving?
7	What Projects Are Eligible?
7	How Do I Apply?
8	Assessment Criteria
8	What is Involved?
9	Timeline & Next Steps
11	Application Guide
13	Eligible Projects - Further Details
15	FAQs
16	Help and Advice

Are you a Church of England church raising money for projects to help you cut your carbon footprint?

We have grants available to help!

Project Overview

Give To Go Green is being launched in your diocese, helping you double your locally raised donations through match-funding from the Church of England. Through a targeted digital fundraising campaign you will be able to engage your community in building a sustainable future not only for your Church, but also for the world around you.

Funding is available for churches that want to carry out small to medium sized projects that will reduce their carbon footprint and cost up to £20,000. Applications for funding will be open from 21st October 2024- 16th March 2025. This period will be split into two phases those who apply before 28th January and those who apply after, so those earlier applicants can get one with fundraising.



Sustainable Future



Give To Go Green is part of a wider series of campaigns within the Church of England aiming to be Net Zero Carbon by 2030. The ambitious Net Zero Carbon Programme aims to equip, resource, and support all parts of the Church to reduce carbon emissions from the energy used in its buildings, schools and through work-related transport by 2030.

Climate change hits hardest on the poorest countries and poorest people of the world. Meanwhile, the widespread destruction of the natural world is a crisis for all creation. Responding to the climate crisis is an essential part of our responsibility to safeguard God's creation and achieve a just world.

Tackling climate change also supports our local mission. It witnesses to our communities that we are people who care about climate justice, now and for the future.


*Net Zero Carbon
by 2030*

What is Match-Funding?

For every £1 donated by an individual to your Give To Go Green campaign, the National Church of England will donate an additional £1. So the scheme effectively **doubles the funds raised by your campaign.**

Your Give To Go Green fundraising campaign will be completely digital and use specially designed fundraising software by the online and contactless giving platform **Give A Little**. When someone donates to your campaign it will be automatically matched, up to a pre-agreed limit, in the form of a grant from the Archbishops' Council. Once the campaign is over, the entire amount - both the locally fundraised donations and match-fund grant total - will be transferred to your church bank account.

Match funding is available up to £10,000, or 50% of your project costs, whichever is lower. **We aim to fund a wide range of projects and expect the average grant size to be £5,000.** If you have a project in mind that will cost around £5,000, you can apply for £2,500 matched-funding. This means any money raised during your 6 week campaign up to £2,500 would be matched by us to meet your £5,000 project cost.



*Example
Funding Breakdown*

Project Cost	Church Raises	Grant Available
£5,000	Up to £2,500	Up to £2,500
£10,000	Up to £5,000	Up to £5,000
£20,000	Up to £10,000	Up to £10,000






What is a Targeted Campaign?

Fundraising campaigns can be as short as a single Gift Day, or can go on for years. Give To Go Green is a targeted fundraising campaign which means you'll need to choose a 6 week window to raise the funds at a time of your choosing between during the fundraising period.

By creating a time-bound fundraising window you can target all of your fundraising endeavours for this project **without disrupting your usual fundraising activities**. It will also enable you to create a range of other opportunities in your parish to engage the community in conversations about our world.

Whatever you do, make sure that you are pointing towards your **Give To Go Green** campaign so people are aware of why you are having this focus. And we'd suggest you promote the campaign for at least a month before your campaign starts, so that you hit the ground running.

You could think about 

Theming your services around ecological issues such as the impact of climate change on the wider world; what the Bible has to say about our world; climate injustice etc. For more information and practical resources visit the [Eco Church website](#).



Creating a series of public talks with guest speakers

Running small groups exploring environmental concerns.



Consider rewilding part of your churchyard to make it a haven for wildlife. Even stopping mowing a small area of grass can offer a refuge for plants and animals

Engaging your local schools by running an art competition for children and young people with the winners showcased in your church building during the campaign.



Launching your fundraising campaign with a launch event inviting local dignitaries and press. If you have an art competition you could use the event to announce the winners, creating further impact and a wider invite list.



What is Digital Giving?

Digital giving refers to donations made using a bank card or smart device, such as a mobile phone, either via a contactless donation unit or through an online giving page accessed via a web browser or QR code.

There are several key benefits to using digital giving mechanisms in your church:

Easy to use: enabling people to give to churches using digital mechanisms makes it easier for people to give when they wish to do so—and in many cases could be what allows that person to make a donation in the first place given they may not be carrying cash.

Safe and secure: digital giving mechanisms are also a safe and secure way to receive donations. No personal data is stored on contactless donation devices and this means both the person giving and you as the church receiving the gift can have a high level of trust in the donation process.

Higher donation amounts: research within the charity sector suggests that the average contactless donation is typically three times that of a cash donation, indicating that not only is the ability to make a contactless donation important but that people also tend to give more generously when this option is available. In the Give To Go Green pilot, the average contactless donation was over £45. Giving online tends to result in much higher donations (though lower in volume than contactless donations), with the average online gift for Give To Go Green being around £115

This project will use Give A Little to facilitate digital fundraising. If you are successful, you'll need to set up a Give A Little account and use our special campaign software Give A Little is a donations platform that supports both online and contactless giving. Give A Little works alongside payment processors - this is the company that actually processes an online or contactless gift and deposits it into your church's bank account (net of a small transaction fee). If your application is successful you will need to register for Give A Little and also create an account with at least one payment processor (Stripe). It's free to create these accounts and you'll be sent step-by-step instructions on how to complete the processes.

You can take part in Give To Go green without a contactless donations device using just online giving. To accept contactless donations as part of your Give To Go Green fundraising, you will need a contactless donations device. There are several options available depending on your needs and available budget, but you can do this from as little as £19+VAT. More information will be shared when successful applicants are notified, but in the meantime you can find out more about the options for contactless giving on Parish Buying ([click here](#)).

Churches who already use online and contactless giving are more likely to receive a grant through Give To Go Green.

What projects are eligible?

Give To Go Green can help you do simple building projects that reduce the carbon impact of your church on the environment. These are “quick wins” rather than large-scale projects. To apply you’ll need to speak to your diocese about what planning permission is required so speak to your DAC or buildings team to get additional advice. Some projects won’t require DAC applications and may be List B matters. We’ll ask you to evidence the steps you are taking to get permissions in place in your application to take part.

Your project could be something as simple as fixing broken window panes, insulating heating pipes, or repairing your roof and gutters. You may want to insulate easy to access roof spaces, install a new glazed door in a draughty porch, or purchase rugs, cushions, or other soft furnishings. It may be something more technical, like installing LED lightbulbs or a new smart-heating control system so you can better maintain heating and lighting in your building. On page 12 there is a longer list of potential projects you may want to undertake. They are drawn from sections A and B of the [Practical Path to Net Zero Carbon for Churches](#) guidance.

It may be that you combine a number of smaller projects or do one larger project. There may be things that you think will [reduce your carbon footprint](#) but aren’t on this list. If this is the case, please get in touch with your diocesan representative who will be able to guide you as to whether this would meet the criteria of the grant.

To help you choose the most suitable project/s for your church, [you can find some indicative costings here](#) to help you decide which size grant to apply for. Please note these are intended as a guide and you will need to get your own quotes for your projects, which may be more or less than stated in the guide.

If you have recently carried out an [Energy Audit](#), your report should also give you some ideas for projects you can do.

Finally, as soon as you can please obtain at least two quotes for any work you undertake. We’ll assess your application on a range of criteria, but your readiness to proceed will be a key element, so churches with quotes for suitable work will have a stronger chance of success. You might also need to speak to your insurer to check what you plan can be insured.

If you are unable to obtain a quote in time for the application deadline, please don’t be put off from applying. Readiness is just one of a number of factors that will be considered.





Energy Footprint Tool

You will need to complete the Energy Footprint Tool to be eligible for Give To Go Green.

<https://www.churchofengland.org/about/policy-and-thinking/our-views/environment-and-climate-change/about-our-environment/energy-footprint-tool>]

The easy-to-use Energy Footprint Tool will tell your church what your 'carbon footprint' is annually, based on the energy you use to heat and light your buildings.

How do I apply?

You can access the application form through the QR code at the bottom of this page. There is also a list of the questions you'll need to answer so you can think about them before you submit the form.

Before you apply you will need to have:

- Decided which project or projects you will be fundraising for - see information on page 12.
- Read through this project pack to ensure you're able to fulfil the necessary requirements of the Give To Go Green grant.
- If your project needs a faculty or list B approval, talk to Church Buildings Support Officer and receive approval in principle.

Make sure you read this project pack thoroughly to give yourself the best chance of submitting a successful application.

You can find the Energy Footprint Tool on the Online Parish Returns System.

The system uses the information we already hold about your church to populate your answers.

This means churches will only be asked for a small amount of additional information. You will need your 2023 electricity and gas/oil bills to hand.

The EFT will open in early Jan 2025 and close in July, so make you have completed it within the time period. If you are applying before the EFT opens, you can use the Tool after you've submitted your application, and we will remind you to do this.



Assessment criteria

Applications will be assessed based on:

- The likely suitability of the church for running a Give To Go Green campaign.
- The readiness of the church to undertake the work involved.
- Experience using digital giving - online or contactless giving.
- Completed energy audit, or proof of similar energy assessment tools.
- The carbon reduction that will be created through the scheme of work.
- What impact the church anticipates this campaign will have for them beyond the campaign itself.

Where possible, we will aim to achieve a reasonable balance of churches geographically across the diocese.

Not eligible:

- **CofE congregations meeting in rented or leased accommodation**
- **Houses and other building types**
- **Cathedrals**
- **Schools**

6 week
fundraising
campaign

What is involved?

Churches who are successful with their application will be asked to:

- Create a team of interested individuals who are happy to volunteer their time to organise the fundraising campaign and associated events.
- Identify a scheme of work to help reduce the building's carbon footprint.
- Attend a digital giving and fundraising webinar.
- Register with Eco Church
- Create a Give A Little account, or register an existing Give A Little account with the Give To Go Green campaign.
- Set up a Give To Go Green online giving page (and contactless campaign) through Give A Little.
- Run a six week fundraising campaign.
- Report back on the progress of the project at 3, 6 and 12 months
- Complete the building work within 12 months of the fundraising campaign finishing.
- Fill in a post-project evaluation form.

You or someone from your church will need to be able to fulfil all the requirements above, by the dates listed on page 9 and 10.



Timeline & next steps

Before applying

- Consider what projects would be suitable to undertake
- Get two quotes for the work
- Set up a Give A Little account if you don't already have one
- Create a project team
- Apply as soon as possible

Successful Applicants

- Complete tasks as laid out in application outcome letter
- Attend a Give To Go Green Next Steps Webinar
 - When you receive your notification of outcome email, you'll be asked to register for a next steps webinar and a digital giving webinar, as well as a fundraising workshop. These will all be on zoom and last around 1 hour.
 - These webinars will be aimed at different people depending on how your project is setup.
 - More than one person from your church is welcome to attend.
- Start to plan for your Give To Go Green Campaign. You'll receive a Fundraising Planning Workbook to help you. We'll also be offering online surgery drop ins to help you plan your campaign.

Key dates



Phase One	Phase Two
Information Webinars: 12th November 7pm 13th November 12:30pm	Information Webinars: 14th January 7pm 15th January 12:30pm
Applications open: 21st October 2024	Applications open: 21st October 2024
Applications close: 26th January	Applications close: 16th March
Application assessment: 3rd February	Application assessment: 31st March
Churches Notified: 10th February	Churches Notified: 7th April
Fundraising period: 23rd March - 29th June	Fundraising period: 17th May - 28th September



Before your start fundraising:

1. Get set up with Give A Little

If you already have a Give A Little Account you will be asked to associate your account with the Give To Go Green campaign and to link up with Stripe if you don't already use it through Give A Little. You will find instructions in your application outcome email outlining the specific steps you have to take.

If you haven't already set up a Give A Little Account please click on the link in your outcome email with step-by-step instructions on how to do this. Any questions please contact your diocesan giving advisor.

Begin fundraising!

2. Sign your grant agreement

Your PCC will be asked to sign a grant agreement with Archbishops' Council to confirm what is being granted to your church and that you understand the conditions of the grant programme.

Beyond

- Begin your building work. The aim is to complete all of your building work within 12 months of your fundraising campaign.
- We'll send you a short form to update us on your progress at 3, 6 and 12 months.
- If this isn't achievable, please let your diocesan representatives know as soon as possible.



Application

Guide

Section 1: Personal details

This section will ask for the name, email address, phone number, and role of the person submitting the application. You can also **nominate another person** as a point of contact for your application, simply provide their name, email address and role.

You can find a list of questions included in the application form [here](#).

Section 2: Project details

This section asks you to confirm that you have read through the **'Key Dates and Next Steps'** section of this pack and are able to meet the respective deadlines.


Section 3: About Your Church

You will need to provide the name, place, and church code for the church you are applying for. You can find your church code by visiting the church's A Church Near You page and clicking on **'More Information'**. [Watch a video demonstrating where to find this code.](#)



Section 4: Project Details

This is where you can tell us about your proposed project and select which project/s from the list of eligible project/s you are planning to do. We'll need to know about your project costs and how much match-funding you are applying for. If you plan to do something outside the list, please describe it here, having **first talked to your Diocesan Environment or Net Zero Carbon officer** about whether it is suitable and confirmed this with the CCB Environment Officer. Please provide how much you think the project will cost, and whether or not you have **already got two or three quotes for the work**. You are also asked to note whether your PCC has discussed your application, and if so to describe those discussions. If your work requires DAC approval (through a full faculty or List B approval), please tell us if you have started this process. You might also need to speak to your insurer to check what you plan can be insured. Please tell us who will manage your project and their relevant experience.



Cut our Carbon Footprint



Section 5: Giving & Fundraising

Section six asks about your fundraising experience as a church. Knowing this will help us to provide you with the best **resources** to help your fundraising be successful, so it's not a problem if you haven't done much before. If you already use online giving, let us know whether you are already using Give A Little, and whether you already have a card reader or contactless device of some kind (and what type it is).

Section 6: Your Church's Carbon Footprint

The penultimate section of the application form is where you can tell us about your church's **journey towards net zero carbon by 2030**. We are interested to know what you are already doing and how the project you are applying for will further your church's commitment to be net zero carbon by 2030. Use this space to tell us about any work you might already have done to **cut your church's carbon footprint**, or if you are **working towards an EcoChurch award**. Is your church on a 100% renewable energy tariff? If you've carried out an energy audit, you can upload the report here. We strongly encourage you to ask your net zero officer for help if you're not sure how to complete this section of the form.



Section 7: Anything Else

There is a final text box to enter **anything else you'd like to share**. You will receive a confirmation when your application has been successfully submitted. You'll hear back from us by the dates in the **'Key Dates and Next Steps'** section of this pack.



Grant fund Eligibility Guide

Eligible buildings

Churches and church halls where activities are taking place in a building owned by part of the CofE.

Ineligible

CofE congregations meeting in rented or leased accommodation owned by others.

Cathedrals, schools, housing, and other building types.

Initial list of eligible works

Part 1 of this list will be maintained centrally so as to align with other relevant Net Zero Carbon grant funds - for example the eligible works for the Quick Wins Fund and the £3k grant for eligible churches under the Parish Buying subsidised energy audits project.

Max Grant size: £10,000

The building itself:

A1	Repair to the roof and rainwater goods (e.g. gutters, downpipes)
A2	Fix any broken window panes* and make sure opening windows shut tightly.
A3	Insulate around heating pipes .
A4	Draught-proof the gaps* or put up a door-curtain*.
A5	Rugs/floor-coverings (with breathable backings) and cushions on/around the pews/chairs
B1	Where there is an uninsulated, easy-to access roof void, insulating the loft*.
B2	Installing a glazed door within your porch or a draught-lobby*.
B3	Creating one or more smaller (separately heatable) spaces for smaller events.
B4	Fabric wall-hangings or panels, with an air gap behind.

Heating and lighting:

A7	Matching heating settings better to usage *.
A10	Replace lightbulbs with LEDs, where simple replacement is possible.
A11	Replace floodlights with new LED units.
A12	Install a HIVE- or NEST-type heating controller, to better control heating.
A13	If current appliances fail, replace with A+++ appliances.
B5	Learn how the building heats/cools and the link to comfort, by using data loggers.
B6	Improve heating zones and controls.
B7	Install TRVs on radiators in meeting rooms & offices.
B8a	Under-pew electric heaters *.
B8b	Infra-red radiant panel heaters*.
B9	Magnetic sediment “sludge” filter to extend the life of the system.
B10	Thermal and/or motion sensors on lighting.
B11	Install energy-saving device such as Savawatt on fridges or other commercial appliances.
B12	Installing a smart meter, to better measure energy use.

Temporary heating solutions, which enable a church or church hall to avoid undertaking a like-for-like oil- or gas-heating replacement, when their heating breaks down:

T1	Heated chair cushions.*
T2	Boiler hire.
T3	Electric heater hire or purchase *

It is expected these temporary solutions will last for not more than one year, whilst the church makes plans, seeks advice, applies for faculty, and fundraises. At the end of the temporary period, once the church has installed their permanent heating solution, the diocese has the right to ask for items which have been purchased to become the property of the diocese, in order that they can be lent to other churches.

Electrical upgrades to enable direct electric heating, heat pumps, or solar panels:

E1	Upgrades to the electrical system, to enable a church or church hall to move away from oil or gas heating, or to substantially reduce their use of existing oil or gas heating.
-----------	---

Other:

O1	Heated chair cushions, which either replace or significantly reduce the use of oil and gas fired space heating *.
O2	Works not listed above but which have been specifically checked with the CCB Environment Officer and confirmation received by email. These works will be added to the next iteration of the list above.
OX	Works not listed above but which have been confirmed as being eligible, under the change control process below. These works will be added to the central list.

Other eligible costs

VAT (for unlisted churches and work to listed churches which falls outside the eligibility of the Listed Places of Worship (LPW) grant scheme). It will be assumed that PCCs will apply to the LPW grant scheme wherever possible.

Change Control Process

VFor works under section 4 (OX), dioceses will be asked to submit a change request by email to nzcgrants@churchofengland.org.

The Environmental Sustainability Officer in CCB will review the request and:

- If minor, approves it and asks that it be added to the tracking spreadsheet at the next update,
- If major, takes it to the next meeting of the Project Board for decision.
- If unclear on minor / major, the decision will be referred to the NZC Programme Director.

** If interiors are of historic, architectural or artistic interest, professional & DAC advice must be sought before these steps are taken. If they could disturb bats, advice must be sought.*

FAQs

When will my building project need to be completed by?

Your project will need to be completed within 12 months of receiving your grant payment. You will need to complete a short mid-project review form after 3 months, and a project completion form after 12 months.

What type of buildings can I spend the money on?

All building activities must take place in a church and/or church halls building owned by part of the CofE.

What counts as match funding?

We will match £1 to £1 money donated by individuals through Give A Little, either online or on a contactless card reader. We cannot match funds raised in any other way.

Can I include any gift aid on donations in my fundraising total?

Your fundraising total should include just donations and not gift aid. Gift Aid is treated as a bonus towards your campaign total.

What happens if my church doesn't raise enough money?

We will match however much you raise up to the grant limit you have been approved for.

In your fundraising materials, you should make it clear that funds raised will be used for your specific project, and you must also include a statement saying what will happen to funds you receive if the total amount raised is not enough to reach (or is more than) the target. We suggest saying 'We are fundraising for project x. If the total amount raised is not enough to reach (or is more than) than our target, any funds raised will be put towards other carbon-cutting projects in this church in the future'.

If you don't raise enough money for the project you specified in your application, there are

several options:

1. *If your church has sufficient funds to make up the shortfall between the grant received and the total amount you need, you can contribute this from your church reserves.*
2. *If the shortfall is substantial, we will discuss with you about whether a different smaller project would be suitable, or whether you can source funding from elsewhere, e.g. from another NZC National Church or diocesan grant.*
3. *If you decide you can't complete any projects with the funds raised, you can return the match funding component of the grant to us, and use the donations you have received to fund other carbon cutting projects in your church in the future.*

Can I apply for other Church of England Net Zero funding for my project?

Your project can be cross-funded by the Building for Mission Minor Repairs and Improvements Fund from within your diocese. Your project cannot be cross-funded by other NZC grants (e.g. Quick Wins or Demonstrator Churches):

- *For example, a NZC Demonstrator Church is not eligible to use Give To Go Green grant funding towards the funds raised for their 50% contribution to stage 2 capital costs.*

The exception to this is the £3k grant offered following a fully subsidised energy audit. This £3k grant is intended as a contribution to support a church in undertaking the initial steps recommended by the audit. A church is therefore eligible to supplement this £3k grant with an additional Give To Go Green grant.

What happens if my church raises more money than we need? Can we get a bigger grant?

If your church raises more money than you need, firstly congratulations! We will not be able to award more match funding that you have been approved for, as our funding is allocated in advance. We will discuss with you how you can use your additional funds, perhaps in another project, and where you might be able to raise further funds from.

In your fundraising materials, you should make it clear that funds raised will be used for your specific project, and you must also include a statement saying what will happen to funds you receive if the total amount raised is not enough to reach (or is more than) the target. We suggest saying 'We are fundraising for project x. If the total amount raised is not enough to reach (or is more than) than our target, any funds raised will be put towards other carbon-cutting projects in this church in the future'.

What is Parish Buying?

Parish Buying is a procurement service set up by the Church, for the Church, run by 2Buy2. Its contracts and discounts are available to all parishes, cathedrals and dioceses in the Church of England and the Church in Wales. Through the bulk buying power of the Church it negotiates competitive prices with suppliers across a range of different contracts. All of the suppliers undergo a careful selection process, and the contracts have been professionally reviewed, so you can purchase safe in the knowledge that there will be no catches or hidden surprises. Parish Buying manages the contracts too, and you can guarantee ongoing support from its dedicated customer service team.

I want to do a project not on the list of works, can I apply?

It may be possible to do a project that isn't listed in the list of works. Please speak to your diocesan representative to discuss whether your project

would be suitable for this grant funding.

What support / resources are available for my fundraising?

We have a range of resources available to support your fundraising, including guides on how to plan fundraising and how to fundraise in the local community. We will provide you with template leaflets, posters and flyers to customise.

All churches approved for a grant will be invited to attend a webinar, which will include information on how to fundraise effectively.

Where is the match funding coming from?

The match funding is coming from The Church of England's Net Zero Carbon Programme, which aims to equip, resource and support all parts of the Church to tackle climate change by reducing its carbon emissions arising from the energy used in its buildings, schools and work-related transport by 2030.

My church already has a Give A Little account, can we use that for this project?

Yes, you can use an existing Give A Little account to fundraise for this project. You will need to have enabled the Stripe integration if you haven't already and provide us with your Merchant ID so we can enable the Give To Go Green campaign in your account.

Can I apply for Give To Go Green if I took part before?

A church which has previously received a grant from the NZC Programme (for example a previous Give To Go Green match-funding grant) is eligible to receive subsequently a second Give To Go Green grant for a separate NZC project, where this project was not previously funded, or for NZC works which are the next step in a larger project to support the transition to net zero carbon. It is at your diocese's discretion to determine how best to distribute funds in an equitable manner.

Help and Advice

We know there is a **lot to consider** when applying to take part in this project. Your diocesan representatives would **be happy to help** with any part of the application process, or to have a wider conversation about giving and generosity in your church.

You give.

We match.

Double your impact.

**GIVE TO
GO GREEN**

